


Sinteso™ Cerberus™ PRO

Line separator

FDCL221



Line separator, addressed (FDnet/C-NET)

- Automatic line separator
- Formation of T-branches in the FDnet/C-NET
- Status indicator with LED
- Communication via FDnet/C-NET (addressed individually)
- Installation in intermediate distributor or fire control panels

Properties

Features

- Protected electronics
- Integrated alarm indicator for signaling the line separation

Eco-friendly

- Environmentally friendly processing
- Reusable materials
- Electronic parts and synthetic materials can be easily separated

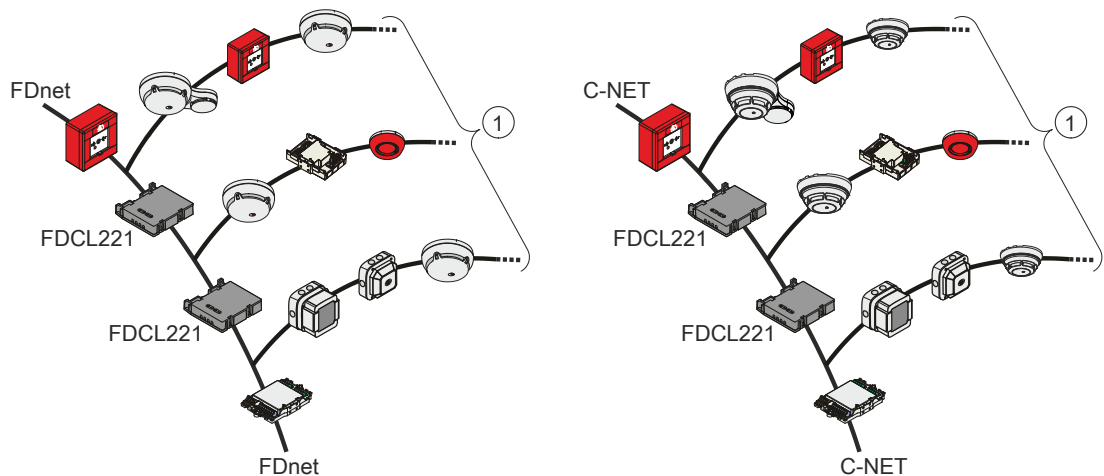
Functions

- Disconnects the affected bus area in the event of a short-circuit in the FDnet/C-NET so that the area unaffected by the short-circuit continues to function.
- The line separator has 2x two screw terminals for the detector line.
- The status of the line separator is indicated by a yellow LED.



Observe national guidelines and regulations.

- Fields of application:
 - To ensure that several stub lines do not fail in the event of a short-circuit
 - Connection between two stubs on the FDnet/C-NET, if there is no other device between the branches
 - Changing from existing collective systems to addressable Sinteso and Cerberus PRO fire detection systems



1 Stub lines as T-branches on the FDnet or C-NET

Type Overview

Type	Designation	Order number	Weight [kg]
FDCL221	Line separator	A5Q00004011	0.038

Accessories for the line separator FDCL221

Type	Designation	Order number	Weight [kg]
TS35 (L = 122 mm)	U-rail TS35/7.5/122	BPZ:5644780001	0.041
TS35 (L = 288 mm)	U-rail TS35/7.5/288	BPZ:5644230001	0.098

Product documentation

Document ID	Name
008164	Equipment overview Sinteso™ Detector system FD20
008331	List of compatibility (for 'Sinteso™' product line)
A6V10229261	List of compatibility (for 'Cerberus™ PRO' product line)
007063	Technical manual Line separator FDCL221
008025	Installation Line separator FDCL221

Related documents such as the environmental declarations, CE declarations, etc., can be downloaded from the following Internet address:

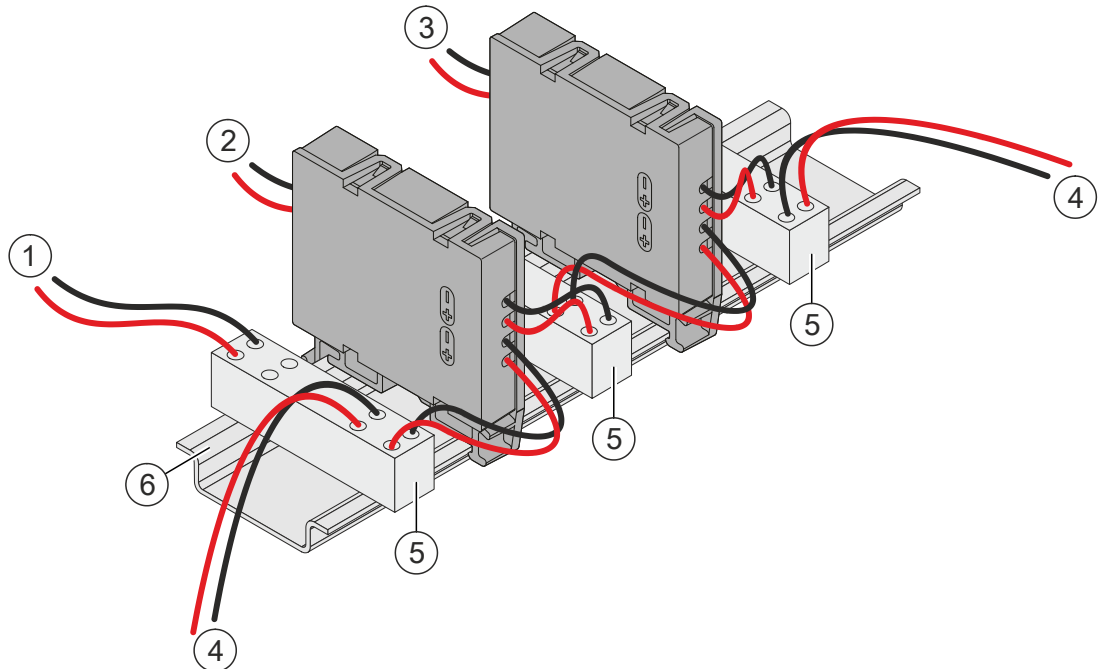
<https://siemens.com/bt/download>

Notes

Mounting

Mounting options

- Directly on a U-rail TS35
- With a cable tie on the mounting hole
- With a screw on the mounting hole



- 1 Stub line 1
- 2 Stub line 2
- 3 Stub line 3

- 4 FDnet/C-NET detector line
- 5 At least 3 sets of terminal blocks
- 6 U-rail TS35

Disposal



The device is considered an electronic device for disposal in accordance with the European Guidelines and may not be disposed of as domestic garbage.

- Dispose of the device through channels provided for this purpose.
- Comply with all local and currently applicable laws and regulations.

Technical data

	FDCL221
Operating voltage	DC 12...33 V
Operating current (quiescent)	250 μ A
Operating temperature	-25...+70 °C
Operating temperature tested according to EN 54-17	-10...+55 °C
Storage temperature	-30...+80 °C
Air humidity, non-condensing	\leq 95 % rel.
Communication protocol	FDnet/C-NET
Color	Transparent matt
Protection category (IEC 60529)	IP44
Standards	EN 54-17
Approvals	
<ul style="list-style-type: none"> • VdS • LPCB • FM 	G204030 531n/01 3029351
System compatibility	
<ul style="list-style-type: none"> • FDnet • C-NET 	FS20 FS720

Dimensional drawings

