

MV-CL042-91GMGC

4096 P CMOS GigE Line Scan Camera



GEN*i*CAM

GigE
VISION

Introduction

MV-CL042-91GMGC camera adopts CMOS sensor to provide high-quality image and integrates multiple ISP image algorithms and functions. It supports several external trigger modes such as line trigger, frame trigger, and line + frame trigger, etc. It uses GigE interface to transmit images in real time and their max. line rate can reach 80 kHz in the high-bandwidth mode.

Key Feature

- Supports image high-bandwidth mode, TDI, trigger-width exposure, etc.
- Supports manual adjustment for Gamma correction, PRNU correction, LUT, black level offset, etc.
- Adopts bi-directional I/O connection, flexible configuration for Input/Output.
- Compact design and flexible installation.
- Compatible with GigE Vision V2.0 and GenICam standard.

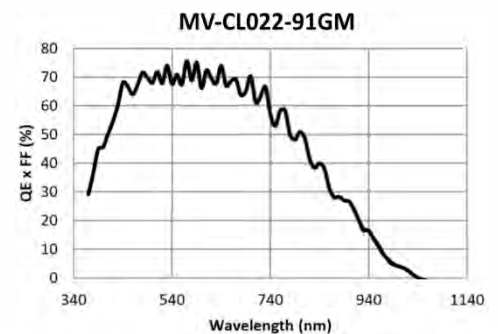
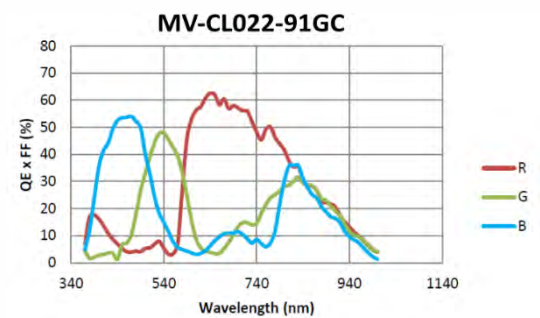
Available Model

MV-CL042-91GM
MV-CL042-91GC

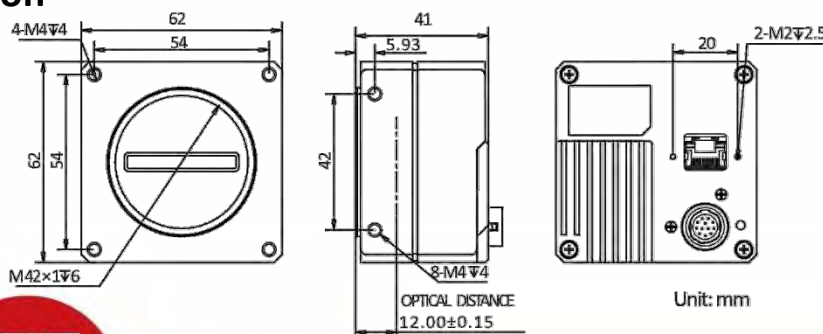
Applicable Industry

Printing, textiles, railway, logistics, metallurgy, food, pharmaceutical manufacturing, material sorting, etc.

Sensor Quantum Efficiency



Dimension



Specification

Model	MV- CL042-91GM	MV- CL042-91GC
Camera		
Sensor type	CMOS	
Pixel size	7 μm	
Resolution	4096 × 2	
Image mode	Supports 1 Line/2 TDI	Not support
Max. line rate	80 kHz @1 Line (HB) 50 kHz @2 TDI (HB) 14 kHz @Mono 8, 19 kHz @Mono10/12 (Non-HB)	80 kHz @Bayer RBGG 8 (HB) 40 kHz @Other pixel formats (HB) 19 kHz @Mono 8/Bayer RG 8/Bayer RBGG 8 (Non-HB) 14 kHz @Mono 10/12/Bayer RG 10/Bayer RG 12 (Non-HB) 9 kHz @RGB 8/BGR 8 (Non-HB)
Dynamic range	65.6 dB	
SNR	40 dB	
Gain	Supports 1.0 ×, 1.4 ×, 1.6 ×, 2.4 ×, 3.2 ×	
Exposure time	5 μs to 10 ms	
Exposure mode	Off/ Once/ Continuous exposure mode, and supports trigger-width exposure	
Mono/color	Mono	Color
Pixel format	Mono 8/10/12	Mono 8/10/12, Bayer RG 8/10/12, RGB 8, BGR 8, Bayer RBGG 8
Binning	Supports 1 × 1, 1 × 2, 1 × 4, 2 × 1, 2 × 2, 2 × 4, 4 × 1, 4 × 2, 4 × 4	
Reverse image	Supports horizontal reverse image output	
Trigger mode	External trigger, internal trigger	
External trigger mode	Line trigger, frame trigger, line + frame trigger	
Electrical feature		
Data interface	Gigabit Ethernet, compatible with Fast Ethernet	
Digital I/O	12-pin Hirose connector provides power and I/O: configurable output and input × 4 (Line 0/1/3/4), supports single-end/differential	
Power supply	12 VDC to 24 VDC, supports PoE	
Power consumption	Typ. 5.8 W@12 VDC	Typ. 6.6 W@12 VDC
Mechanical		
Lens mount	M42 *1.0, optical back focal length: 12 mm (0.5"), applicable to F/C-mount and others via lens adapter	
Dimension	62 mm × 62 mm × 41 mm (2.4" × 2.4" × 1.6")	
Weight	Approx. 280 g (9.9 lb.)	
Ingress protection	IP40 (under proper lens installation and wiring)	
Temperature	Working temperature: -20 °C to 55 °C (-4 °F to 131 °F) Storage temperature: -30 °C to 80 °C (-22 °F to 176 °F)	
Humidity	5% to 90% RH, non-condensing	
General		
Client software	MVS or the third-party software meeting with GigE Vision protocol	
Operating system	32/64-bit Windows XP/7/10, 32/64-bit Linux, and 64-bit MacOS	
Compatibility	GigE Vision V2.0, GenICam	
Certification	CE, FCC, RoHS, KC	

HIKROBOT

Hangzhou Hikrobot Technology Co., Ltd.
No.399 Danfeng Road, Binjiang District, Hangzhou 310051, China.
en.hikrobotics.com

MaxxVision®

Sigmaringer Str. 121
70567 Stuttgart
Tel.: 0711 997 996 3
www.maxxvision.com

Copyright Hikrobot

Hangzhou Hikrobot Technology Co., Ltd. All Rights Reserved. Hangzhou Hikrobot Technology does not tolerate any infringement. Any organization or individual may not imitate or reproduce in whole or in part of the content. The data herein is based on Hikrobot's internal evaluation. Actual data may vary depending on specific configuration and operating condition. The information herein is subject to change without notice. All the content has been checked conscientiously. Nevertheless, Hikrobot shall not be liable to damages resulting from errors, inconsistencies or omissions.