

DS-1292ZJ

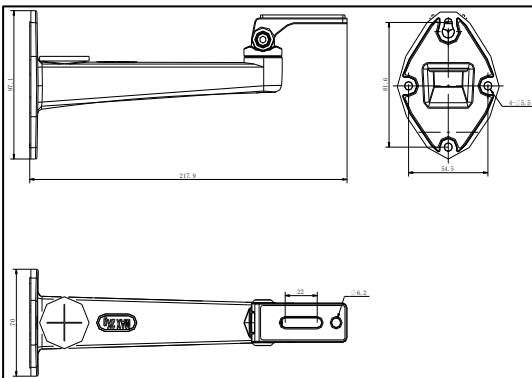
Indoor/Outdoor Wall Mount Bracket



Features:

- Aluminum alloy material with surface spray treatment
- The bracket has built-in outlet hole
- Camera soleplate has sponge mat
- Camera soleplate is rotatable
- Easy installation

Dimension:



Order Model:

DS-1292ZJ

Parameter:

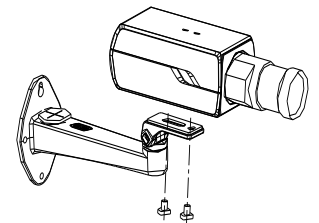
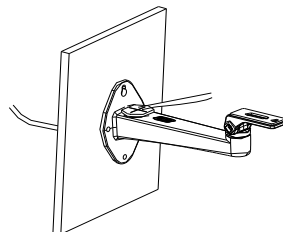
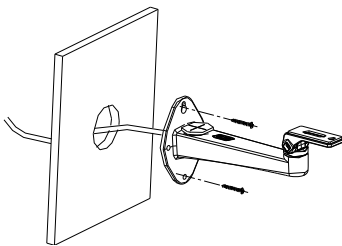
Model	DS-1292ZJ
Parameters	Wall Mount Bracket for Box Camera
Appearance	Hikvision White
Application	For box, bullet and zoom camera
Material	Aluminum alloy
Angle adjustment	Pan: 360°, Tilt: -45°~45°
Dimension	70×97.1×217.9mm
Weight	201g
Accessories	DS-1275ZJ (Vertical Pole mount bracket)

Notice:

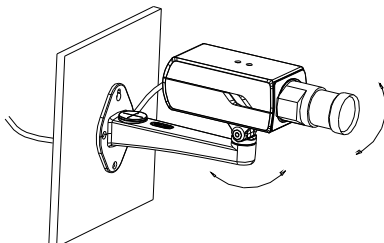
- Notice the color of bracket.
- The bracket should be installed on flat wall.
- The wall must be capable of supporting over 3 times as much as the total weight of the camera and the mount.
- The maximum load capacity of the bracket is 2KG.

Installation Step:

- ① Choose the proper wall
- ② Complete bracket installation, threading, adjust direction of pedestal
- ③ Fix camera on the soleplate



- ④ Wiring, adjust the screws to adjust the camera's direction.



Note: The actual box camera may vary from the picture above.