












name	photo	flush mount	surface mount	possible to glue	possible to screw	plastic housing	metal housing	sealed housing	tamper loop	tamper switch	2EOL resistors: 2 x 1.1 kΩ	screw terminals	metal shielded cable	dimensions [mm]	break distance [mm]	make distance [mm]	cable length [cm]
K-1 / K-1 BR			●	●	●	●		●						33.5 x 14 x 8.2	28	18	35
K-1 2E / K-1 2E BR			●	●	●	●		●			●			33.5 x 14 x 8.2	28	18	35
K-2 / K-2 BR		●				●		●						∅10 x 28.1	40	28	35
K-2 2E / K-2 2E BR		●				●		●			●			∅10 x 28.1	40	28	35
K-3		●					●	●						∅11 x 36.3	24	15	35
K-3 2E		●					●	●			●			∅11 x 36.3	24	15	35
S-1 / S-1 BR			●	●	●	●		●	●					33.5 x 14 x 8.2	28	18	115
S-2 / S-2 BR		●				●		●	●					∅10 x 28.1	40	28	115
S-3		●					●	●	●					∅11 x 36.3	24	15	115
S-4 / S-4 BR			●		●	●				●		●		58.5 x 16.5 x 15.2	28	18	—

MAGNETIC CONTACTS - COMPARISON

name	photo	flush mount	surface mount	possible to glue	possible to screw	plastic housing	metal housing	sealed housing	tamper loop	tamper switch	ZEOL resistors: 2 x 1.1 kΩ	screw terminals	metal shielded cable	dimensions [mm]	break distance [mm]	make distance [mm]	cable length [cm]
B-1 / B-1 BR			●	●	●	●		●						28 x 12.5 x 6.5	29	24	45
B-1M / B-1M BR			●	●	●	●		●						51 x 9 x 13.5	33	30	45
B-1F / B-1F BR			●		●	●								68 x 20 x 5.3	26	25	40
B-1P / B-1P BR			●	●		●		●						28 x 9.5 x 5	20	19	40
B-1PT / B-1PT BR			●	●		●						●		28 x 10 x 6.5	27	25	—
B-1S / B-1S BR			●		●	●		●						17 x 8 x 4	10	10,6	45
B-1T / B-1T BR			●		●	●						●		65.5 x 11.1 x 13.6	30	25	—
B-2 / B-2 BR		●				●		●						∅9 x 14.5	20	19	45

name	photo	flush mount	surface mount	possible to glue	possible to screw	plastic housing	metal housing	sealed housing	tamper loop	tamper switch	ZEOL resistors: 2 x 1.1 kΩ	screw terminals	metal shielded cable	dimensions [mm]	break distance [mm]	make distance [mm]	cable length [cm]
B-2FL / B-2FL BR		●				●		●						ø12.7 x 25.4	20	19	45
B-2FLF / B-2FLF BR		●				●								ø15 x 6.3	20	15	45
B-2S / B-2S BR		●				●		●						ø6.5 x 27	27	25	45
B-2T / B-2T BR		●				●						●		ø9 x 23.5	20	19	—
B-21 / B-21 BR		●				●		●						ø15 x 6.3	20	19	45
B-3			●		●		●	●						50 x 17 x 9.8	42	38	65
B-3A			●		●		●	●					●	50 x 17 x 9.8	42	38	65/55
																55 - metal sheath length	
B-3CM		●					●	●						ø8 x 26mm	20	19	45
B-3CS		●					●	●						ø6 x 15mm	17	15	45

MAGNETIC CONTACTS - COMPARISON

name	photo	flush mount	surface mount	possible to glue	possible to screw	plastic housing	metal housing	sealed housing	tamper loop	tamper switch	ZEOL resistors: 2 x 1.1 kΩ	screw terminals	metal shielded cable	dimensions [mm]	break distance [mm]	make distance [mm]	cable length [cm]
B-4M			●		●		●	●					●	106 x 36.5 x 10	80	75	80/55
																55 - metal sheath length	
B-4L			●		●		●	●					●	104.5 x 44.5 x 11.5	80	75	80/55
																55 - metal sheath length	
B-4S			●		●		●	●					●	104.5 x 44.5 x 11.5	80	75	80/55
																55 - metal sheath length	